



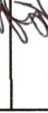








ADDITIONAL SERVICE REQUIREMENTS FOR HILUX D/C XRT 793 GP AS REQUESTED BY CLIENT
(John Aspinal - 082 445 9329)

16-03-2011

THIS VEHICLE WILL TRAVEL INTO THE NAMIB DESERT AND REMOTE KAOKOLAND
 DOWN VAN ZYL'S PASS - VEHICLE MUST BE 100% MECHANICALLY (TOTAL DISTANCE TO BE TRAVELLED: 10000 km)

| ITEM No. | DESCRIPTION OF TASK | CHECKED BY | OK | | REMARKS |
|----------|---|---|-----|----|-----------------------------|
| | | | YES | NO | |
| 1. | <u>Old problem of surging back again !!!!!!! - Solve with help of Toyota SA please.</u> |  | | X | <i>cannot find problems</i> |
| 2. | Perform normal 80000 km service |  | X | | |
| 3. | Wash chassis of vehicle with pressure cleaner. |  | X | | |
| 4. | Check chassis between cab and load bin for cracks |  | X | | |
| 5. | Check all suspension bolts if tight. |  | X | | |
| 6. | Check condition and functionality of all suspension parts - front. |  | X | | |
| 7. | Check condition and functionality of all suspension parts - rear. |  | X | | |
| 8. | Check wheel bearings at front. |  | X | | |
| 9. | <u>Remove rear wheel brake drums - check brake pads and wheel bearings.</u> |  | X | | |
| 10. | <u>Set handbrake correctly !!!!!</u> |  | X | | |
| 11. | Check front brake pads for wear. Replace pads if necessary. |  | X | | |
| 12. | Check oil quality and levels in all gearboxes and differentials. |  | X | | |

CHECKED & SERVICE BY :  (Sign)

WORKSHOP MANAGER :  (Sign)